

Lewis Acid- and Fluoroalcohol-Mediated Nucleophilic Addition to the C2 Position of Indoles

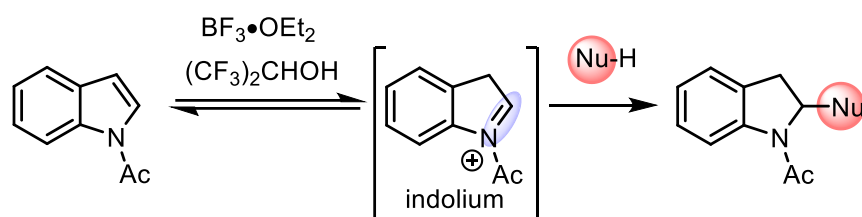
Naoki Morimoto,^[a] Kumika Morioku,^[b] Hideyuki Suzuki,^[c] Yasuo Takeuchi,^[a] and Yuta Nishina*^[c, d]

^[a] Graduate School of Medicine, Dentistry, and Pharmaceutical Sciences, Division of Pharmaceutical Sciences, Okayama University, Tsushimanaka, Kita-ku, Okayama 700-8530, Japan K.

^[b] Department of Applied Chemistry and Biotechnology, Faculty of Engineering, Okayama University, Tsushimanaka, Kita-ku, Okayama 700-8530, Japan

^[c] Research Core for Interdisciplinary Sciences, Okayama University, Tsushimanaka, Kita-ku, Okayama 700-8530, Japan

^[d] Precursory Research for Embryonic Science and Technology, Japan Science and Technology Agency, 4-1-8 Honcho, Kawaguchi, Saitama 332-0012, Japan



ABSTRACT: Indole readily undergoes nucleophilic substitution at the C3 site, and many indole derivatives have been functionalized using this property. Indole also forms indolium which allows electrophilic addition in acidic conditions, but current examples have been limited to intramolecular reactions. C2 site selective nucleophilic addition to indole derivatives using fluoroalcohol and a Lewis acid was developed.

Heterocyclic compounds are the core structures in naturally and artificially available bioactive compounds, making efficient construction methods of them and their derivatives very much in demand in organic synthesis¹. Two general strategies for the derivatization of heterocycles are used; one is the cyclization of heteroatom-containing compounds, and the other is the functionalization of existing heterocycles. The latter method is more facile when the desired heterocycle is readily available. Among various heterocycles, we have focused on indole, because it is an important building block for organic synthesis², it is easily synthesized³, and is commercially available.

Indoles generally act as nucleophiles at the C3 position because of the conjugation to the lone pair on the nitrogen atom. This has resulted in many reports on the functionalization at the C3 position by substitution reaction⁴. In contrast, electrophilic addition reactions toward indoles have been limited⁵. Vincent have reported addition of an aryl compound at the C3 position of 3-alkyl-*N*-acetylindole using FeCl₃⁶. The proposed mechanism for this reaction is via the formation of a cationic intermediate at the C3 position, which is subjected to nucleophilic attack by an electron-rich aromatic compound.

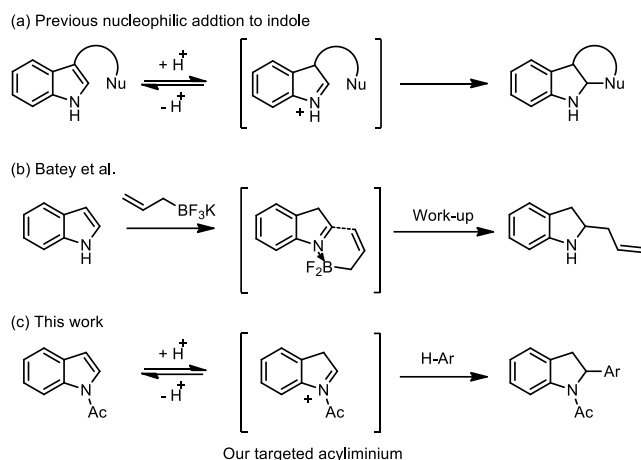
As for transformations at the C2 position of indoles, Toutov and Liu recently reported dehydrogenative silylation using an earth-abundant metal catalyst⁷. Generally, electrophilic addition reactions have been investigated via the formation of indolium intermediates to produce indoline derivatives⁸. Unfortunately, the latent nucleophilicity of indole at the C3 position facilitates dimerization⁹. Therefore, electrophilic C2 transformations of indole have been limited to intramolecular reactions

(Scheme 1 (a)). This in turn means there is limited access to C2 functionalized indolines. To improve the availability of transformations at the C2 position, intermolecular reactions are much more desirable. Formally intermolecular electrophilic additions of indolium intermediates have been achieved using triallylic boranes¹⁰ or allylic trifluoroborates¹¹. These reactions were promoted via formation of a N–B bond in the first step, meaning they are mechanistically intramolecular (Scheme 1 (b)).

To achieve true intermolecular electrophilic addition at the C2 position of indole, we have focused on controlling the following factors; (1) nucleophilicity at the C3 position of indole, (2) formation and stabilization of the indolium intermediate and (3) choice of an appropriate proton source for the C3 position.

To suppress the nucleophilicity of indole at the C3 position, which can result in dimerization, we decided to introduce an acyl group on the nitrogen atom of indole. This also suppresses the formation of the indolium intermediate because of the electron-withdrawing nature of the acyl group. Additionally, although acyliminium species can be formed from *N*-acylindole in Lewis acidic conditions¹², acylindolium intermediates have not been used in intermolecular electrophilic reactions because of the possible spontaneous transformation of *N*-acylindole¹³. Because of these factors, electrophilic attack at the C2 position of *N*-acylindoles has not been explored in the past.

Scheme 1. Nucleophilic addition to indoles.



Here, we have focused on promoting the formation of a *N*-acylindolium intermediate using an additive and a proton source. To screen possible reaction conditions, the deuteration ratio of *N*-acetylindole (**1a**) at the C3 position was measured in the presence of a variety of Lewis acidic additives and a number of deuterated solvents (Table 1 and ESI). The highest H/D exchange was observed for the combination of (CF₃)₂CHOD as the solvent and BF₃·OEt₂ as the additive (Table 1, Entry 1). BF₃·OEt₂ is clearly important in the formation of the indolium intermediate, as no deuteration was observed without BF₃·OEt₂ (Table 1, Entry 2). The pK_a of the solvent should be important in this, because a conjugate base of a solvent with high pK_a would more strongly coordinate to BF₃·OEt₂ and suppress the Lewis acidity. Furthermore, the nucleophilicity of the solvent should also be optimized to avoid undesired addition of the solvent to the indolium intermediate. Because of the lower pK_a and nucleophilicity, (CF₃)₂CHOD performed better than other solvents, such as CD₃OD, D₂O and (CH₃)₂CHOD¹⁴. When an aprotic solvent, such as dichloromethane or acetonitrile, was used with CF₃CO₂D and BF₃·OEt₂, no deuteration of *N*-Ac-indole was observed (see ESI).

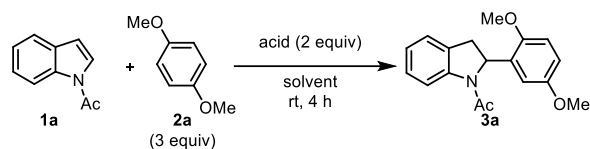
Table 1. H/D exchange optimization.^a

entry	solvent (D source)	deuteration ratio (%) ^b
1	(CF ₃) ₂ CHOD	86
2 ^c	(CF ₃) ₂ CHOD	0
3	D ₂ O	3
4	CD ₃ OD	5
5	(CH ₃) ₂ CHOD	2
6	CF ₃ COOD	77

^a Reaction conditions: **1a** (0.3 mmol), solvent (0.5 mL) and BF₃·OEt₂ (0.6 mmol), rt, 4 h. ^b Deuteration ratio was determined by ¹H NMR. ^c The reaction was carried out without BF₃·OEt₂.

Having discovered the optimum reaction conditions for the indolium formation, we then investigated the intermolecular C2 transformation of **1a** using 1,4-dimethoxybenzene (**2a**) as the nucleophile¹⁵. As expected, the combination of (CF₃)₂CHOH and BF₃·OEt₂ promoted nucleophilic addition at the C2 position of indole in 79% yield (Table 2, Entry 1). Other Lewis acids and Brønsted acids also promoted the reaction in moderate yields (Table 2, Entries 2-5). The use of MeOH or *i*-PrOH as a solvent inhibited the reaction, because the indolium intermediate did not form (see ESI). CF₃CO₂H also worked as a solvent and gave the product in moderate yield (Table 1, Entry 6). Unprotected indole was not suitable for this reaction system; no product was observed, and 80% of indole was consumed by dimer formation, and >99% of **2a** were recovered (Table 2, Entry 7).

Table 2. Optimization of the reaction conditions.^a

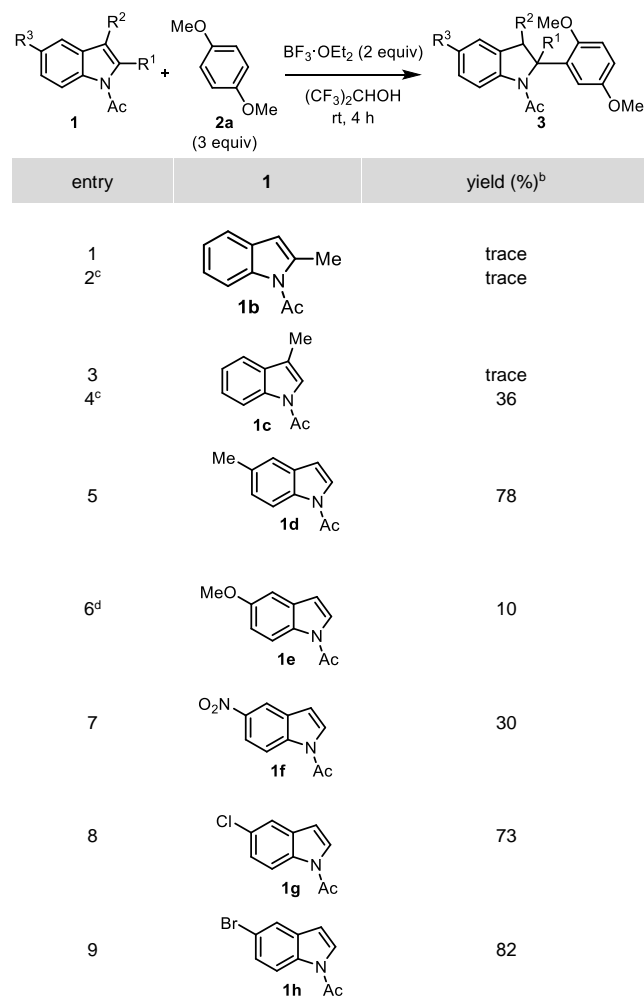


entry	acid	solvent	yield (%) ^b
1	BF ₃ ·OEt ₂	(CF ₃) ₂ CHOH	79
2	AlCl ₃	(CF ₃) ₂ CHOH	67
3	FeCl ₃	(CF ₃) ₂ CHOH	61
4	Sc(OTf) ₃	(CF ₃) ₂ CHOH	40
5	TfOH	(CF ₃) ₂ CHOH	56
6	BF ₃ ·OEt ₂	CF ₃ COOH	56
7 ^c	BF ₃ ·OEt ₂	(CF ₃) ₂ CHOH	N.D. ^d

^a Reaction conditions: **1a** (0.3 mmol), **2a** (0.9 mmol), solvent (0.5 mL) and BF₃·OEt₂ (0.6 mmol), rt, 4 h. ^b Isolated yield. ^c The reaction was carried out using indole instead of **1a**. ^d 20% of indole and >99% of **2a** were recovered.

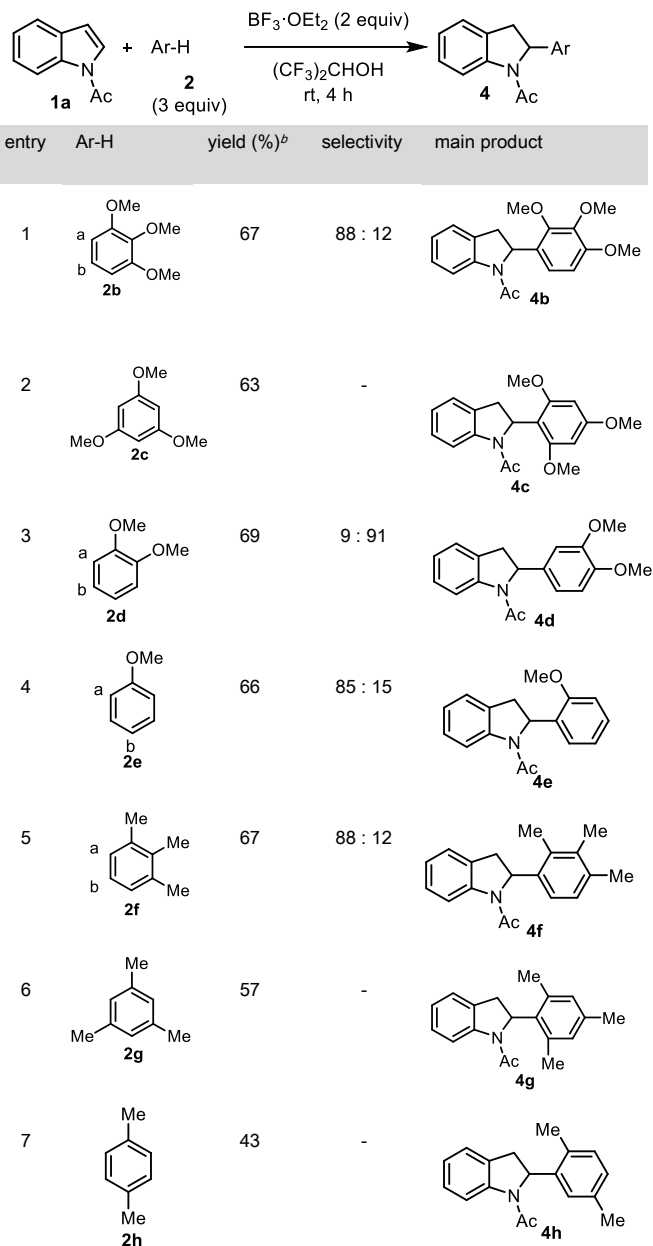
Next, we investigated the effect of substituents on the *N*-acetylindole framework. When the C2 position had a methyl group (**1b**), trace amounts of product were observed by GC-MS, but could not be isolated (Table 3, Entries 1 and 2). A methyl group at the C3 position also suppressed the reaction, but gave **3c** at higher temperatures. Thus, the reaction was remarkably affected by steric hindrance (Table 3, Entries 3, 4). The electronic effect of indole was then investigated. The reaction proceeded without any loss of the activity with a methyl group at the C5 position (Table 3, Entry 5). However, when a strongly electron donating group, such as a methoxy group, was introduced, the yield was remarkably decreased with a commensurate increase in the dimerization of the indole (Table 3, Entry 6). Nitro groups also suppressed the reactivity as an electron withdrawing group is unlikely to facilitate the formation of the indolium intermediate (Table 3, Entry 7). Chloro or bromo groups did not inhibit the reaction and gave the corresponding products in high yield (Table 3, Entries 8, 9).

Table 3. The range of the reaction with various substituted indoles.^a



^a Reaction conditions: **1a** (0.3 mmol), solvent (0.5 mL) and $\text{BF}_3 \cdot \text{OEt}_2$ (0.6 mmol), rt, 4 h. ^b Deuteration ratio was determined by ^1H NMR. ^c The reaction was carried out without $\text{BF}_3 \cdot \text{OEt}_2$.

Table 4. The scope of the reaction with various nucleophiles.^a



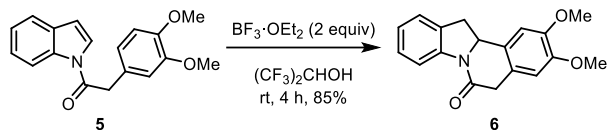
^a Reaction condition: **1** (0.3 mmol), **2a** (0.9 mmol), solvent (0.5 mL) and $\text{BF}_3 \cdot \text{OEt}_2$ (0.6 mmol), rt, 4 h. ^b Isolated yield. ^c Selectivity was determined by ^1H NMR.

The scope of reaction with aromatic compounds as nucleophiles is shown in Table 4. When 1,2,3-trimethoxybenzene (**2b**) was used, the reaction proceeded in 67% yield with high regioselectivity (Table 4, Entry 1). 1,3,5-trimethoxybenzene (**2c**) also gave the desired product with a similar yield (Table 4, Entry 2). 1,2-dimethoxybenzene (**2d**) reacted at the C4 position in good yield (Table 4, Entry 3). Despite the steric hindrance, the C2 position of methoxybenzene (**2e**) gave the expected product in 66% yield with high selectivity (Table 4, Entry 4). Reactions proceeded in moderate yield when a trialkylbenzene, such as **2f** or **2g**, was used (Table 4, Entries 5, 6). However, the yield de-

creased when dialkylbenzene (**2h**) was used, suggesting it is important that the substituents on nucleophile **2** be electron donating (Table 4, Entries 7). This was also observed when using toluene, furan, thiophene, pyrrole, or acetylacetone as **2** gave no or only a trace amount of product.

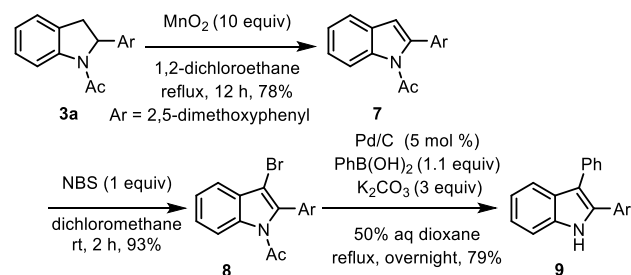
This C2 transformation of indoles was also applicable in intramolecular reactions to give δ -lactam compounds in high yield (Scheme 2). The resulting compound is an intermediate of the natural product, cryptaustoline¹⁶.

Scheme 2. The intramolecular reaction to give δ lactams.



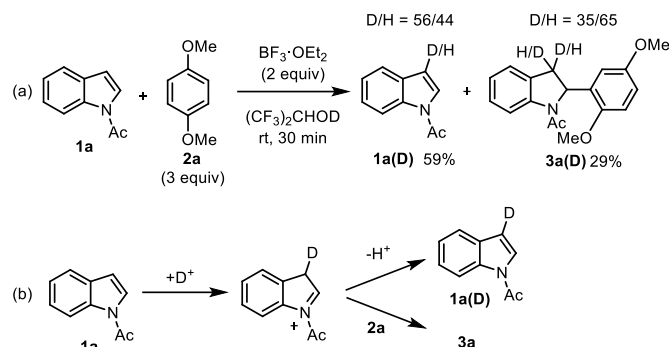
To make this method more useful, we synthesized a C2 and C3 diaryl substituted indole. **3a** was dehydrogenation in good yield using MnO₂ as the oxidant¹⁷. Selective bromination followed at the C3 site to give **8**¹⁸. The second aryl group was added by Suzuki coupling with simultaneous removal of the acetyl group due to the basic reaction conditions¹⁹.

Scheme 3. Synthesis of a C2 and C3 diaryl substituted indole (**9**) from **3a**.



For further insight into the reaction, we investigated the rate-determining step using (CF₃)₂CHOD as a solvent and deuterium source at the C3 position of the product. The reaction was stopped at 30 min, and the distribution of deuterium on **1a** and **3a** was evaluated. In these reaction conditions, 29% of **3a** was formed with a D/H ratio of 35:65 at the C3 position of **3a**, and 59% of **1a** was recovered with a D/H ratio of 56:44 at the C3 position (Scheme 4a). These results suggest that indolium is readily formed, and H/D exchange reaches equilibrium before the nucleophilic addition of **2** (Scheme 4b). Therefore, we conclude that the nucleophilic addition by **2** was the rate-determining step.

Scheme 4. Determination of rate-determined step of the reaction.



In conclusion, we have exploited the formation of indolium from *N*-acetylindole using BF₃·OEt₂ in (CF₃)₂CHOH, to allow C2 site selective intermolecular nucleophilic addition of an electron-rich aromatic compound. We believe that this approach opens a new synthetic strategy to produce more diverse indoline derivatives.

ASSOCIATED CONTENT

Supporting Information

The Supporting Information is available free of charge on the ACS Publications website.

Experimental procedures and characterization of the product (PDF).

AUTHOR INFORMATION

Corresponding Author

* E-mail: nisina-y@cc.okayama-u.ac.jp

Notes

The authors declare no competing financial interest.

REFERENCES

- (a) Katritzky, A. R.; Pozharskii, A. F. *Handbook of Heterocyclic Chemistry*, Elsevier, Amsterdam, **2010**. (b) Balaban, A. T.; Oniciu, D. C.; Katritzky, A. R. *Chem. Rev.* **2004**, *104*, 2777. (c) Seregin, I. V.; Gevorgyan, V. *Chem. Soc. Rev.*, **2007**, *36*, 1173. (d) D'Souza, D. M.; Müller, T. J. J. *Chem. Soc. Rev.*, **2007**, *36*, 1095. (e) Orru, R. V. A.; Greef, M. *Synthesis*, **2003**, *10*, 1471. (f) Gilchrist, T. L. *J. Chem. Soc., Perkin Trans. 1*, **1999**, 2849.
- (a) Jeffrey, K. T. *CHIMIA*, **2006**, *60*, 543. (b) Suk, J.; Chae, M. K.; Kim, N. K.; Kim, U.; Jeong, K. S. *Pure Appl. Chem.*, **2008**, *80*, 599. (c) Gupton, J.; Telang, N.; Gazzo, D.; Barelli, P.; Lescalleet, K.; Fagan, J.; Mills, B.; Finzel, K.; Kanters, R.; Crocker, K.; Dudek, S.; Lariviere, C.; Smith, S.; Keetrikar, K.; Warne, C.; Zhong, W. *Tetrahedron*, **2013**, *69*, 5829. (d) Wang, T.; Yan, X. P. *Chem. Eur. J.*, **2010**, *16*, 4639. (e) Abthagir, P. S.; Saraswathi, R. *Thermochimica Acta*, **2004**, *424*, 25.
- (a) Eicher, T.; Hauptmann, S. *The Chemistry of Heterocycles*, Wiley-VCH, Weinheim, **2013**. (b) Taber, D. F.; Tirunahari, P. K. *Tetrahedron*, **2011**, *67*, 7195. (c) Humphrey, G. R.; Kuethe, J. T. *Chem. Rev.*, **2006**, *106*, 2875. (d) Vicente, R. *Org. Biomol. Chem.*, **2011**, *9*, 6469. (e) Cacchi, S.; Fabrizi, G. *Chem. Rev.*, **2005**, *105*, 2873.
- (a) Lakhdar, S.; Westermaier, M.; Terrier, F.; Goumont, R.; Bou-baker, T.; Ofial, A. R.; Mayr, H. *J. Org. Chem.*, **2006**, *71*, 9088. (b) Shiri, M. *Chem. Rev.*, **2012**, *112*, 3508.

- (5) (a) Bandini, M. *Org. Biomol. Chem.*, **2013**, *11*, 5206. (b) Maïkosza, M.; Wojciechowski, K. *Chem. Rev.*, **2004**, *104*, 2631. (c) Szmuszkowicz, J. *J. Org. Chem.*, **1962**, *27*, 511.
- (6) (a) Tomakinian, T.; Guillot, R.; Kouklovsky, C.; Vincent, G. *Angew. Chem. Int. Ed.*, **2014**, *53*, 11881. (b) Beaud, R.; Guillot, R.; Kouklovsky, C.; Vincent, G. *Angew. Chem. Int. Ed.*, **2012**, *51*, 12546. (c) Beaud, R.; Guillot, R.; Kouklovsky, C.; Vincent, G. *Chem. Eur. J.*, **2014**, *20*, 7492. (d) Denizot, N.; Tomakinian, T.; Beau, R.; Kouklovsky, C.; Vincent, G. *Tetrahedron Lett.*, **2015**, *56*, 4413.
- (7) Toutov, A. A.; Liu, W.; Betz, K. N.; Fedorov, A.; Stoltz, B. M.; Grubbs, R. H. *Nature*, **2015**, *518*, 80.
- (8) (a) Loh, C. C. J.; Enders, D. *Angew. Chem. Int. Ed.*, **2012**, *51*, 46. (b) Wang, J. J.; Zhou, A. X.; Wang, G. W.; Yanga, S. D. *Adv. Synth. Catal.*, **2014**, *356*, 3356. (c) Abe, H.; Miyagawa, N.; Hasegawa, S.; Kobayashi, T.; Aoyagi, S.; Kibayashi, C.; Katoh, T.; Ito, H. *Tetrahedron Lett.*, **2015**, *56*, 921. (d) Tajima, N.; Nakatsuka, S. *Heterocycl. Commun.*, **2000**, *6*, 59.
- (9) Noland, W.; Kuryla, W. *J. Org. Chem.*, **1960**, *25*, 486.
- (10) (a) Bubnov, Y. N.; Zhun, I. V.; Klimkina, E. V.; Ignatenko, A. V.; Starikova, Z. A. *Eur. J. Org. Chem.*, **2000**, *65*, 3323. (b) Zhun, I. V.; Ignatenko, A. V. *Russ. Chem. Bull.*, **2004**, *53*, 2221.
- (11) (a) Nowrouzi, F.; Batey, R. A.; *Angew. Chem. Int. Ed.*, **2013**, *52*, 892. (b) Alam, R.; Das, A.; Huang, G.; Eriksson, L.; Himo, F.; Szabó, K. *J. Chem. Sci.*, **2014**, *5*, 2732.
- (12) (a) Speckamp, W. N.; Hiemstra, H. *Tetrahedron*, **1985**, *41*, 4367. (b) Speckamp, W. N.; Moolenaar, M. J. *Tetrahedron*, **2000**, *56*, 3817.
- (13) (a) Mustafin, A. G.; Dyachenko, D. I.; Gataullin, R. R.; Ishmurov, G. Y.; Kharisov, R. Y.; Abdrakhmanov, I. B.; Tolstikov, G. A. *Russ. Chem. Bull.*, **2003**, *52*, 989. (b) Samizu, K.; Ogasawara, K. *Heterocycles*, **1995**, *41*, 1627.
- (14) (a) Bégué, J. P.; Delpon, D. B.; Crousse, B. *Synlett*, **2004**, *18* (b) Ebersson, L.; Hartshorn, M. P.; Persson, O.; Radner, F. *Chem. Commun.*, **1996**, 2105. (c) Minegishi, S.; Kobayashi, S.; Mayr, H. *J. Am. Chem. Soc.*, **2004**, *126*, 5174. (d) Hofmann, M.; Hampel, N.; Kanzian, T.; Mayr, H. *Angew. Chem. Int. Ed.*, **2004**, *43*, 5402. (e) Dohi, T.; Yamaoka, N.; Kita, Y. *Tetrahedron*, **2010**, *66*, 5775. (f) Ebersson, L.; Hartshorn, M. P.; Persson, O. *J. Chem. Soc. Perkin Trans.*, **1995**, *2*, 1735.
- (15) Jensen, W. B. *Chem. Rev.*, **1978**, *78*, 1.
- (16) (a) Ewing, J.; Hughes, G. K.; Ritchie, E.; Taylor, W. C. *Aust. J. Chem.* **1953**, *6*, 78. (b) Meyers, A. I.; Sielecki, T. M. *J. Am. Chem. Soc.*, **1991**, *113*, 2790. (c) Meyers, A. I.; Sielecki, T. M.; Crans, D. C.; Thanh R. W.; Nguyen, H. *J. Am. Chem. Soc.*, **1992**, *114*, 8483. (d) Kametani, T.; Ogasawara, K. *J. Chem. Soc.*, **1967**, 2208.
- (17) Chandra, T.; Zou, S.; Brown, K. L. *Tetrahedron Lett.*, **2004**, *45*, 7783.
- (18) Chattise, P. K.; Ramaswamy, A. V.; Waghmode, S. B. *Tetrahedron Lett.*, **2008**, *49*, 189.
- (19) Leboho, T. C.; Michael, J. P.; Otterlo, W. A. L. V.; Vuuren, S. F. V.; Koning, C. B. D. *Bioorg. Med. Chem. Lett.*, **2009**, *19*, 4948.